

PcVue

INTELLIGENT SYSTEM FOR MANAGING ELECTRIC BUS CHARGING

Optimizing infrastructure and operations for efficient electric mobility

ABSTRACT

The transition to electric urban bus fleets is a critical step toward reducing greenhouse gas emissions and modernizing public transportation in rapidly growing cities. Yet, this shift introduces major operational challenges—particularly in managing charging infrastructure at scale. Issues such as simultaneous vehicle charging, grid capacity constraints, and inefficient scheduling can jeopardize service continuity and escalate costs.

This white paper examines how the combined use of **Charging Station Management Systems (CSMS)** and **Supervisory Control and Data Acquisition (SCADA)** platforms can address these challenges effectively. CSMS provides the backbone for orchestrating and optimizing vehicle charging sessions, ensuring smart energy distribution, dynamic load balancing, and integration with mobility schedules. In parallel, SCADA systems offer real-time visibility and control over electrical infrastructure, enabling operators to monitor grid conditions, respond to faults, and ensure network reliability.

Targeted at urban transport authorities and fleet operators, this paper delivers strategic insights into how a layered software architecture—leveraging both CSMS and SCADA—can support scalable, sustainable, and cost-effective electric bus operations.

INTRODUCTION

The electrification of urban bus fleets is a powerful lever for reducing greenhouse gas emissions and modernizing public transportation in fast-growing cities. As urban centers contend with rapid population growth and increasingly ambitious decarbonization goals, public transport operators face mounting pressure to improve both environmental performance and operational efficiency.

Meeting these demands requires more than just deploying electric buses—it hinges on the ability to manage charging infrastructure intelligently and at scale. Without coordinated control, operators risk simultaneous charging events that can overload power grids, reduce fleet availability, and lead to inefficient energy use and planning. Ensuring reliable service while optimizing electrical load and controlling costs is now a mission-critical challenge.

To address this, operators must leverage the combined strengths of **Charging Station Management Systems (CSMS)** and **Supervisory Control and Data Acquisition (SCADA)** platforms.

CSMS enables smart scheduling, charging session orchestration, load balancing, and integration with fleet operations, ensuring that vehicles are charged efficiently and aligned with service requirements. **SCADA**, meanwhile, provides real-time monitoring and control of the underlying electrical infrastructure—delivering detailed insights into energy flows, detecting faults, and maintaining overall system stability.

Together, these systems form a comprehensive software stack that empowers transport operators to proactively manage energy demands, safeguard network reliability, and scale charging operations in a cost-effective and sustainable way.

This white paper explores how CSMS and SCADA, when implemented in tandem, provide the digital foundation for future-ready electric bus networks—aligning operational performance with corporate sustainability goals and the evolving demands of modern cities.


CHALLENGES OF CHARGING ELECTRIC BUSES

As public transport operators transition toward electrification, they face a complex ecosystem of technical, operational, and economic challenges. Managing the charging of electric buses (e-buses) is not a simple logistical task—it is a multifaceted issue that directly impacts fleet availability, infrastructure stability, energy costs, and overall service quality. Below, we explore the primary challenges operators must overcome to deploy and manage electric bus fleets efficiently.

OPERATIONAL CONSTRAINTS

Urban bus operations are bound by tight, often inflexible service schedules that must be adhered to in order to maintain public confidence and network reliability. This rigidity imposes several constraints on charging operations:

- ✔ **Rigid Service Timetables:** Unlike private EVs, buses must operate according to strict schedules, leaving narrow windows for charging.
- ✔ **Maximizing Uptime:** To ensure financial and operational viability, fleet operators must minimize vehicle downtime, requiring rapid and reliable charging processes.
- ✔ **Limited On-site Electrical Capacity:** Many existing depots lack sufficient grid connection capacity to charge large fleets simultaneously without significant infrastructure upgrades.
- ✔ **Climate Considerations and Preconditioning Needs:** In cold or hot climates, buses require battery and cabin preconditioning before starting service—demanding additional energy and coordination.



VARIABLE ENERGY COSTS

Energy pricing is increasingly dynamic, shaped by time-of-use tariffs, real-time electricity markets, and demand charges. For large-scale charging infrastructure, this volatility introduces significant cost-management challenges:

- ✔ **Time-of-Use Tariffs:** Energy costs vary between peak and off-peak hours, requiring strategic planning to charge buses at the lowest possible cost without compromising service.
- ✔ **Spot Market Volatility:** In deregulated markets, electricity prices can fluctuate dramatically, and high-demand periods can lead to substantial spikes in operational costs.
- ✔ **Demand Charges and Peak Consumption:** High simultaneous power draws can trigger demand charges or even cause local grid stress, necessitating careful load balancing.

COORDINATION REQUIREMENTS

Managing the charging needs of dozens—or even hundreds—of electric buses involves a high level of coordination and system intelligence. Key elements include:

- ✔ **Fleet-wide Synchronization:** Charging must be coordinated across the entire fleet to avoid network congestion and ensure service continuity.
- ✔ **Battery Health and Maintenance Integration:** The state of health (SoH) of batteries must be monitored in real time to extend lifespan and ensure safety, requiring integration with fleet management and maintenance systems.
- ✔ **Charging Station Availability and Location:** Depots must be equipped with adequate charging points, and if required, in-route charging infrastructure must be integrated into operational planning.

SAFETY CONSIDERATIONS

Safety is a critical concern in large-scale battery operations. Critical events—such as thermal runaway—pose risks to personnel, vehicles, and infrastructure:

- ✔ **Battery Supervision:** Continuous monitoring of battery status is essential to detect anomalies and avoid malfunctions.
- ✔ **Thermal Management:** Preventing overheating through active thermal management systems and real-time diagnostics is key to ensuring safety and operational stability.
- ✔ **Cybersecurity of Charging Infrastructure:** As systems become increasingly digital and connected, they are also more vulnerable to cyber threats, requiring robust protection measures.

THE ROLE OF CSMS AND SCADA

To meet the complex challenges of electrifying urban bus fleets, transport operators must rely on advanced technological solutions that ensure scalability, efficiency, and resilience. Smart charging systems (CSMS) — when integrated with Supervisory Control and Data Acquisition (SCADA) platforms—are at the heart of this transformation. They provide the intelligence and control needed to manage fleet-wide charging operations in real time while optimizing energy use and maintaining service continuity.

WHAT IS A CSMS?

A CSMS goes beyond simply supplying power to electric buses. It is an integrated platform that dynamically adjusts charging schedules, balances loads across available infrastructure, and takes into account factors such as electricity prices, grid constraints, battery conditions, and operational requirements. Core features include:

- ✔ **Dynamic Load Management:** Automatically balances power consumption across all charging points to prevent grid overloads and minimize peak demand charges.
- ✔ **Rate-Optimized Charging:** Aligns charging sessions with the most cost-efficient electricity rates (e.g., off-peak or real-time spot market opportunities).
- ✔ **Scheduling coordination:** Uses historical and real-time data to predict energy demand, vehicle availability through planning system integration, and maintenance needs.

SCADA: THE NERVE CENTER OF INFRASTRUCTURE MONITORING

SCADA (Supervisory Control and Data Acquisition) systems are vital for the real-time control and oversight of energy infrastructure. In the context of electric bus fleets, SCADA systems serve as the control tower for depot operations, enabling operators to:

- ✔ **Monitor All Charging Assets in Real Time:** View the status of every charging station, energy flow, vehicle telemetry and grid condition on a single dashboard.
- ✔ **Detect and Respond to Faults:** Identify issues such as power surges, equipment malfunctions, or battery anomalies immediately, allowing for rapid intervention.
- ✔ **Ensure Regulatory Compliance and Reporting:** Log all operations and energy consumption for audit trails, emissions reporting, and compliance with national or EU directives.

BENEFITS OF AN INTEGRATED APPROACH

When CSMS are fully integrated with SCADA, operators gain several strategic advantages:

- ✔ **Scalability:** Easily scale operations as the fleet grows without compromising grid stability.
- ✔ **Energy Efficiency and Cost Reduction:** Reduce energy bills through intelligent scheduling and peak shaving techniques.
- ✔ **Fleet Readiness:** Ensure that buses are charged, preconditioned, and ready for deployment at the right time.

- ✔ **Enhanced Safety and Battery Lifespan:** Prevent thermal events, extend battery life, and improve overall system reliability through real-time diagnostics and preventive maintenance.
- ✔ **Centralized Command and Automation:** Replace manual oversight with automated decision-making guided by AI-driven insights and operator-defined rules.

REAL-WORLD IMPLEMENTATIONS

Cities like Amsterdam, Shenzhen, and Paris are already leveraging CSMS and SCADA systems to manage large electric bus fleets. In these cases, operators have reported:

- ✔ Up to 30% reduction in energy costs.
- ✔ Significant decreases in peak demand penalties.
- ✔ Improved punctuality and fleet uptime.
- ✔ Enhanced operator control and safety across depots and public charging points.



BENEFITS FOR PUBLIC OPERATORS, LOCAL AUTHORITIES, AND URBAN COMMUNITIES

The deployment of intelligent electric bus charging systems offers far-reaching advantages not only for fleet operators, but also for the municipalities, transit authorities, and urban communities they serve. By leveraging CSMS and SCADA systems, local governments can achieve tangible economic, operational, and environmental benefits—accelerating the transition toward cleaner, more inclusive public transport networks.

OPTIMIZED CAPITAL AND OPERATIONAL EXPENDITURE

A primary advantage for public transit agencies and municipal transport operators is the **optimization of CapEx and OpEx:**

- ✔ **Energy Savings:** Through the CSMS core functions, aligning charging operations with off-peak hours and avoiding demand surcharges, cities can significantly reduce energy bills—often by 20–30%.
- ✔ **Deferred Infrastructure Investments:** Smart load balancing minimizes the need for costly grid reinforcement or transformer upgrades,

making electrification more accessible for small and medium-sized municipalities.

- ✔ **Lower Maintenance Costs:** SCADA-powered predictive maintenance reduces breakdowns and prolongs the life of both charging equipment and vehicle batteries.

These optimizations not only free up public funds for other mobility initiatives, but also ensure that investments in electrification deliver long-term value.

IMPROVED OPERATIONAL RELIABILITY AND SERVICE CONTINUITY

With CSMS and SCADA systems in place, transit authorities benefit from **greater reliability and operational control:**

- ✔ **Fleet Readiness and Uptime:** CSMS core functions ensure buses are charged, preconditioned, and ready for service when needed, preventing delays and missed routes.
- ✔ **Resilience and Risk Mitigation:** SCADA platforms enable real-time fault detection, load reallocation, and incident management, reducing service interruptions due to technical failures or power constraints.

- ✔ **Centralized Visibility:** Operators gain holistic oversight of all depots, vehicles, and energy assets, streamlining decision-making and crisis response.

This enhanced operational performance contributes directly to passenger satisfaction and public confidence in electric mobility solutions.

ACCELERATING THE ENERGY TRANSITION AND ENHANCING PUBLIC WELL-BEING

Electrifying bus fleets with intelligent charging infrastructure is a **catalyst for broader sustainability goals**, directly supporting the climate and environmental strategies of cities and regions:

- ✔ **Reduced Emissions and Urban Pollution:** Electric buses produce zero tailpipe emissions and help reduce urban air pollution, particularly fine particles matter and NOx—key contributors to respiratory diseases.
- ✔ **Noise Reduction:** EVs operate more quietly than diesel counterparts, improving quality of life in densely populated urban areas.

SUPPORTING LOCAL, NATIONAL, AND INTERNATIONAL CLIMATE GOALS


By adopting smart charging infrastructure, local governments also demonstrate alignment with national and International policy frameworks:

- ✔ **Compliance with CSR and ESG Standards:** CSMS and SCADA systems support traceable data reporting for emissions reductions and sustainable procurement.
- ✔ **Contribution to CO₂ Reduction Targets Aligned with the SDGs:** Investing in electric bus fleets and clean energy management directly contributes to carbon neutrality targets and **Reduce global CO₂ emissions by 45% by 2030** compared to 2010 levels and **achieve net-zero CO₂ emissions globally by 2050**.
- ✔ **Access to Funding and Incentives:** Well-structured electrification projects, supported by digital infrastructure are more likely to secure funding, green bonds, and innovation grants.

- ✔ **Promotion of Human-Centric Mobility:** The shift to electric transport complements investments in soft mobility (cycling, walking), reinforcing a more human and inclusive urban landscape.

For local authorities, these outcomes are not just environmental—they are social and political assets that align with citizens’ growing expectations for clean, quiet, and efficient public transport.

CSR: Corporate Social Responsibility
ESG : Environmental, Social, and Governance
SDG: Sustainable Development Goals



DESCRIPTION OF A SMART CHARGING MANAGEMENT SYSTEM (CSMS)

A robust and intelligent Charging Management System (CMS or CSMS) forms the digital backbone of any successful electric bus fleet deployment. It ensures that charging is not only operationally feasible but also energy-efficient, cost-effective, and aligned with service schedules and grid constraints. This section outlines the architecture, components, and functionalities of a state-of-the-art CSMS, with practical insights on interoperability and scalability, with integrated SCADA functions such as PcVue.

CORE COMPONENTS

An effective CSMS solution combines hardware, software, and communication protocols in a modular and flexible architecture:

- ✔ **Management Platform:** Web-based or on-premise/cloud-hosted software that centralizes control of all charging assets.
- ✔ **Communication Protocols:** Supports open standards like OCPP 1.6 JSON, OCPP 2.0.1, IEC 60870-5-104, Modbus, and optionally VDV 261 for fleet-specific coordination.
- ✔ **IoT Sensors:** Enable real-time monitoring of environmental conditions, charging station status, and energy metrics.
- ✔ **Energy Optimization Algorithms:** Tailored to reduce peak demand, balance loads dynamically, and prioritize charging based on operational constraints.

KEY FUNCTIONALITIES

ENERGY OPTIMIZATION

- ✔ **Smart Power Distribution:** Dynamically allocates available power across charging stations to avoid grid overloads.
- ✔ **Peak Shaving:** Flattens power consumption curves to minimize demand charges and reduce strain on substations.
- ✔ **Renewable Integration:** Manages inputs from photovoltaic systems or stationary battery storage to support clean energy goals.
- ✔ **Climate-Aware Preconditioning:** Triggers heating or cooling of vehicles before departure to optimize battery performance and passenger comfort.

INTELLIGENT SCHEDULING

- ✔ **Service-Based Charging Plans:** Automatically schedules charging based on fleet timetables, peak/off-peak electricity rates, and site power limits.
- ✔ **Priority Management:** Assigns charging slots based on vehicle departure times, range needs, or route criticality.
- ✔ **Charge Requirement Forecasting:** Anticipates the energy needs of each bus and adapts plans accordingly.
- ✔ **Real-Time Adjustment:** Continuously adapts charging schedules in response to operational changes or unexpected disruptions.

SUPERVISION AND DIAGNOSTICS

- ✔ **Depot-Wide Visualization:** Real-time dashboard showing vehicle positions, charging status, and session history.
- ✔ **Alarm System:** Notifies operators instantly of errors, thermal anomalies, or station faults.
- ✔ **Thermal Monitoring:** Prevents battery incidents by supervising temperatures and initiating safety protocols.
- ✔ **Station Health Reports:** Tracks the condition of chargers and flags preventive maintenance needs.

OPERATOR AND DISPATCHER INTERFACES

- ✔ **Dispatcher View:** Presents service managers with high-level summaries of vehicle readiness and charging logistics.
- ✔ **Operator Dashboard:** Offers control center staff granular insight into current charging operations and power flows.
- ✔ **APIs for Fleet Management:** Integrates with dispatch systems (SAE), vehicle planning tools, and enterprise platforms.
- ✔ **Scheduling System Integration:** Interfaces with fleet schedulers to optimize coordination between route planning and energy availability.

SYSTEM INTEGRATION

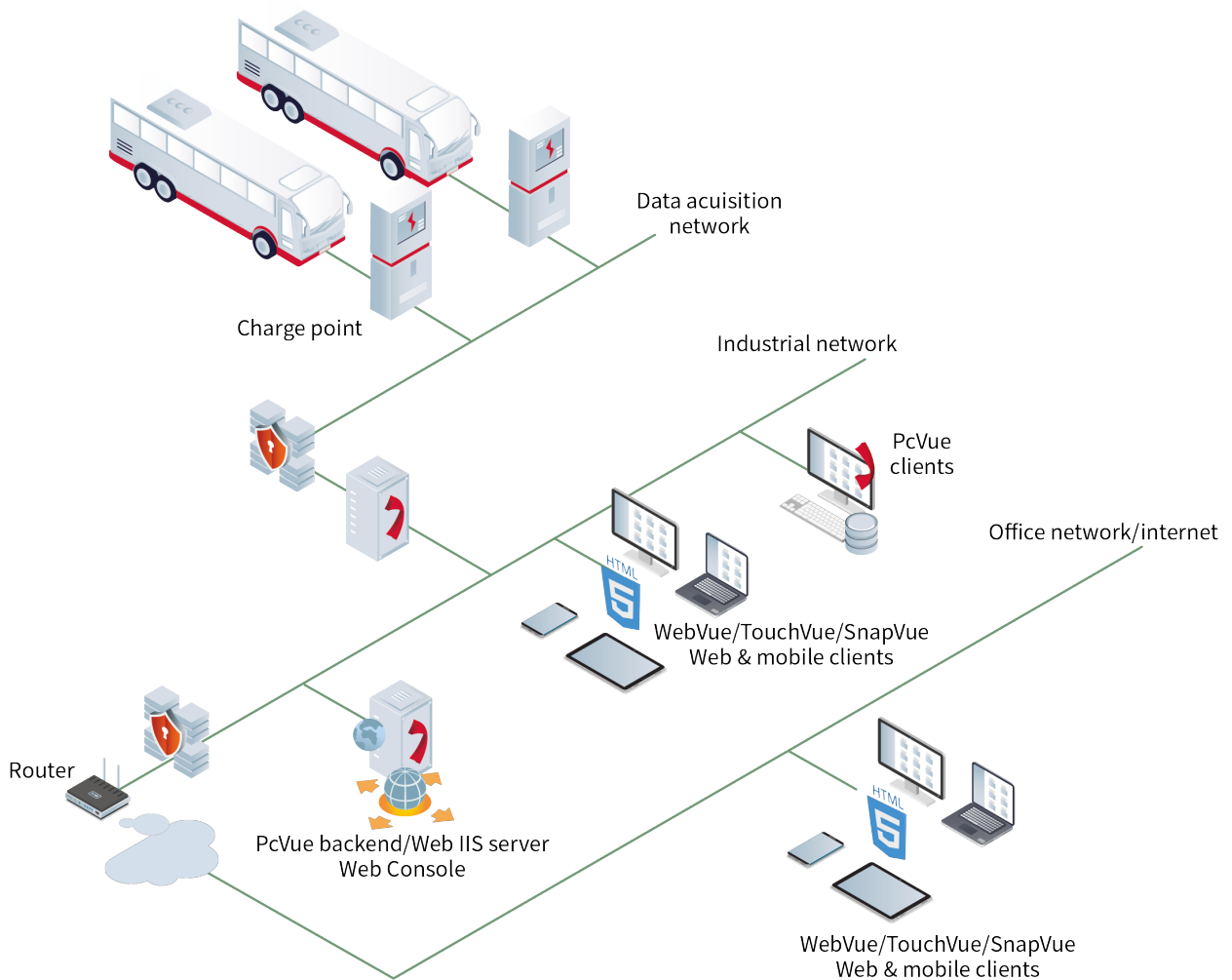
- ✔ **Integration with Existing BMS/BACS:** Connects with electrical infrastructure (substations, main switchboards, distribution panels).



TECHNICAL ARCHITECTURE

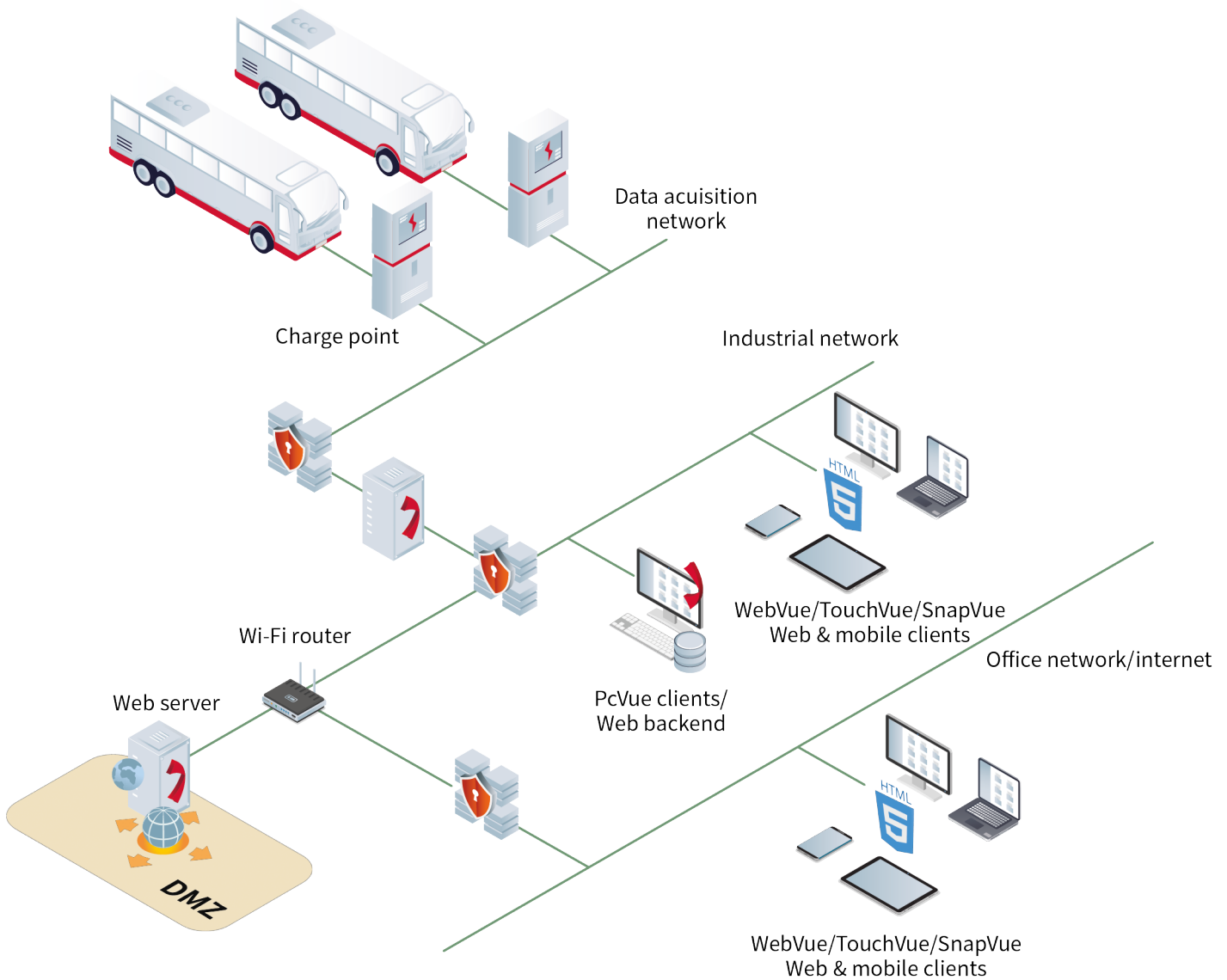
ON-PREMISE SIMPLIFIED “ALL-IN-ONE”

- ✔ **Equipment:** Single machine hosting web server + SCADA back-end; web & mobile clients on the same LAN.
- ✔ **Use case:** Private, isolated networks with few clients and little evolution.
- ✔ **Benefits:** Very simple setup, low cost, easy for non-IT staff.
- ✔ **Limitations:** No segmentation, low security; unsuitable for external access.
- ✔ **Note:** Can support large SCADA-only deployments (without web/mobile clients).



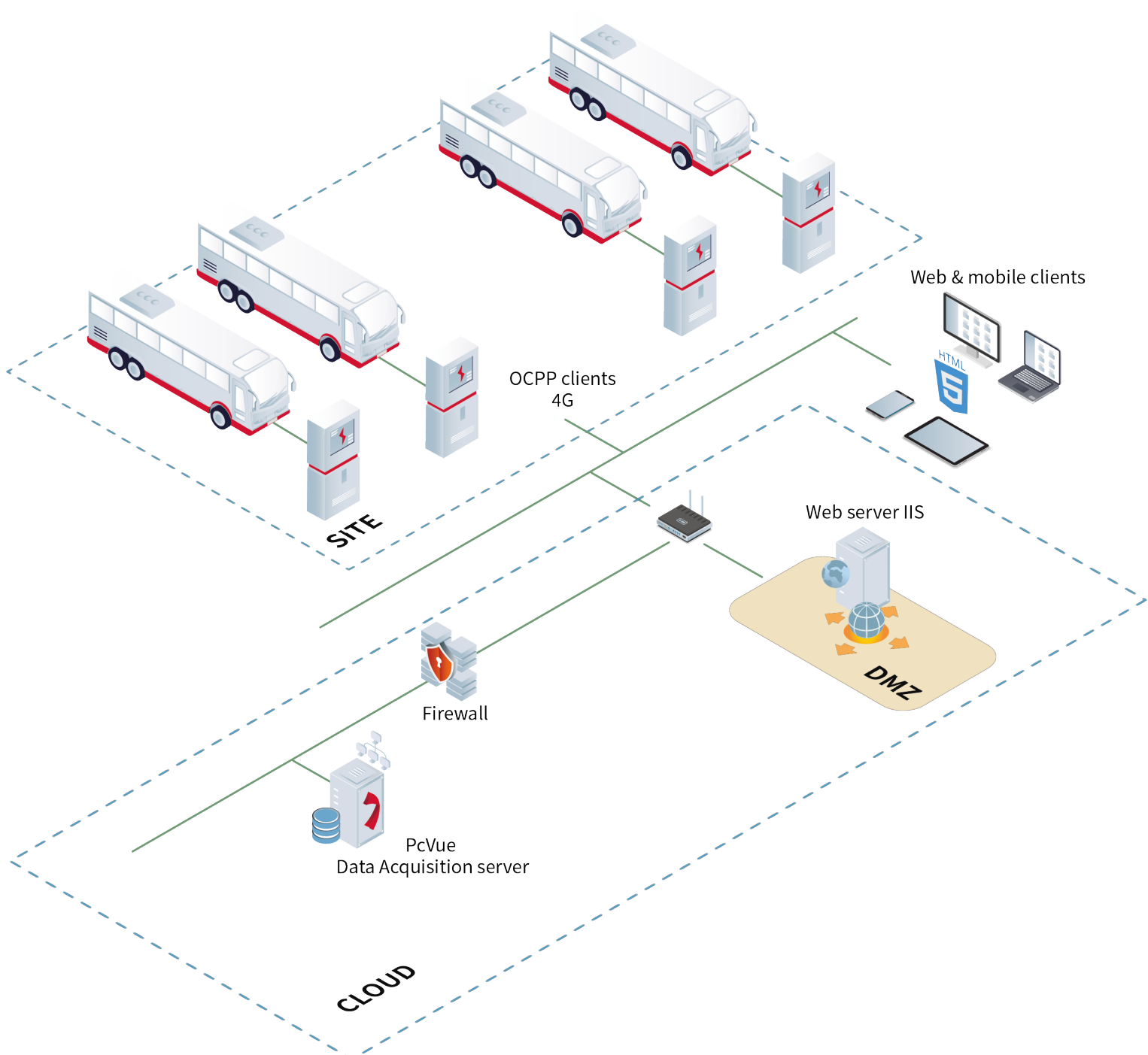
ON-PREMISE SECURE SEGMENTATION WITH DMZ

- ✔ **Equipment:** Web server in DMZ, SCADA back-end on secure LAN; firewalls and routers control flows; DNS and certificates required.
- ✔ **Use case:** Sites requiring external access with compliance to IT policies.
- ✔ **Benefits:** Strongest security, controlled traffic, protection against attacks.
- ✔ **Limitations:** Requires IT expertise, more complex deployment.



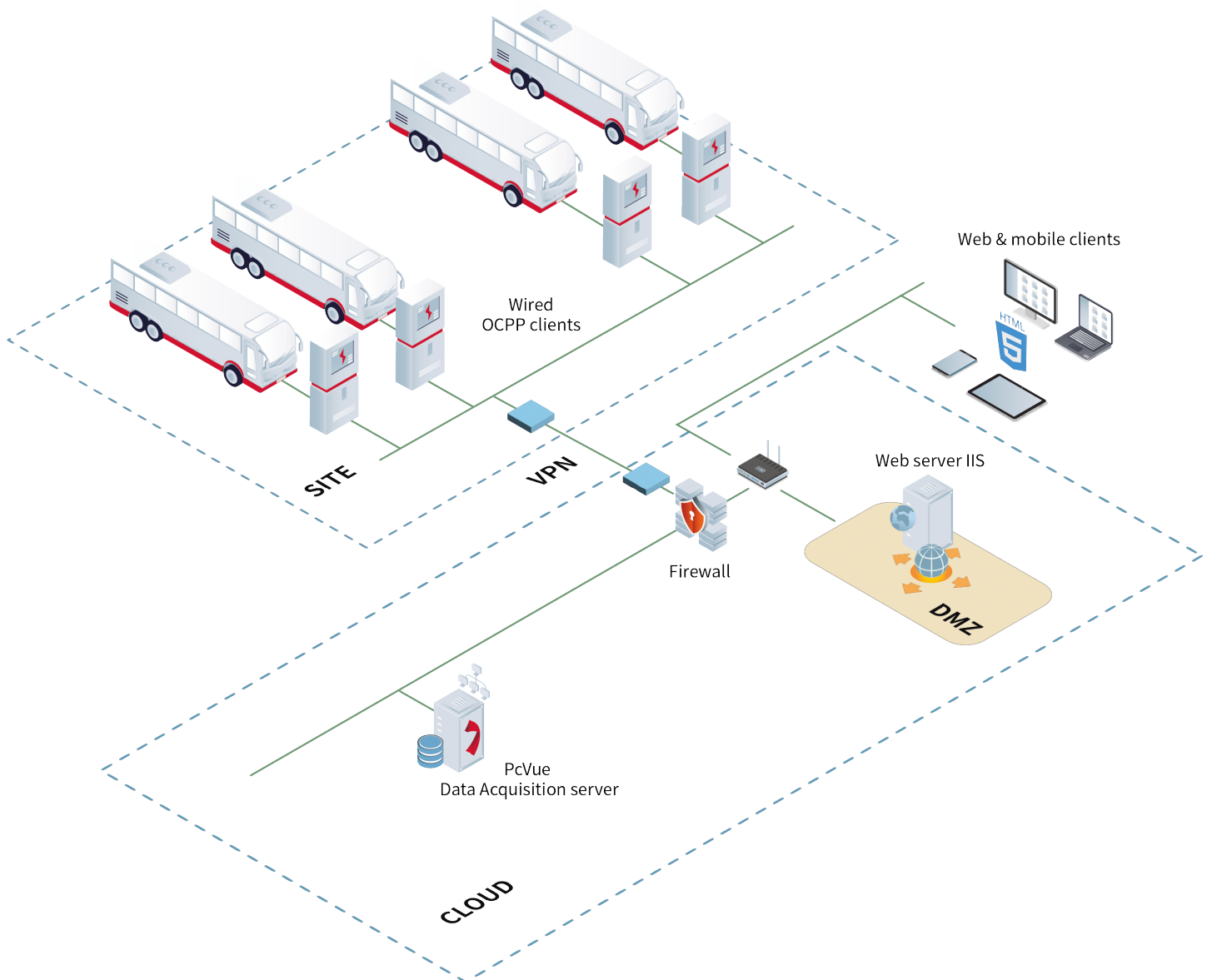
CLOUD + 4G

- ✔ **Equipment:** PcVue hosted in cloud (web server + back-end); charging points via 4G; web/mobile clients via Internet through HTTPS/VPN.
- ✔ **Use case:** Distributed deployments without wired networks; scalable remote supervision..
- ✔ **Benefits:** Flexible, scalable, centralized management; reduced on-site needs..
- ✔ **Limitations:** Dependent on 4G coverage and strong cybersecurity measures.
- ✔ **Uses:** Ideal for public EV charging networks, municipalities, or operators with geographically distributed stations.



CLOUD + WIRED LAN WITH SEGMENTATION

- ✔ **Equipment:** PcVue hosted in cloud (web server + back-end); charging points connected on local LAN; segmentation with DMZ/firewalls; secure gateway to cloud..
- ✔ **Use case:** Wired charging infrastructures needing cloud scalability and external access.
- ✔ **Benefits:** High security, scalability, cloud centralization, strong authentication, IPv6 can be easily integrated (e.g., VDV 261 protocol for bus fleet data exchange).
- ✔ **Limitations:** Requires stable Internet and advanced IT management.
- ✔ **Uses:** This architecture is also highly suitable for bus depots, truck depots, and municipal fleet operations, where charging infrastructure is concentrated in one or several secured locations.



IMPLEMENTATION STRATEGIES AND CASE STUDIES: PcVue IN ACTION

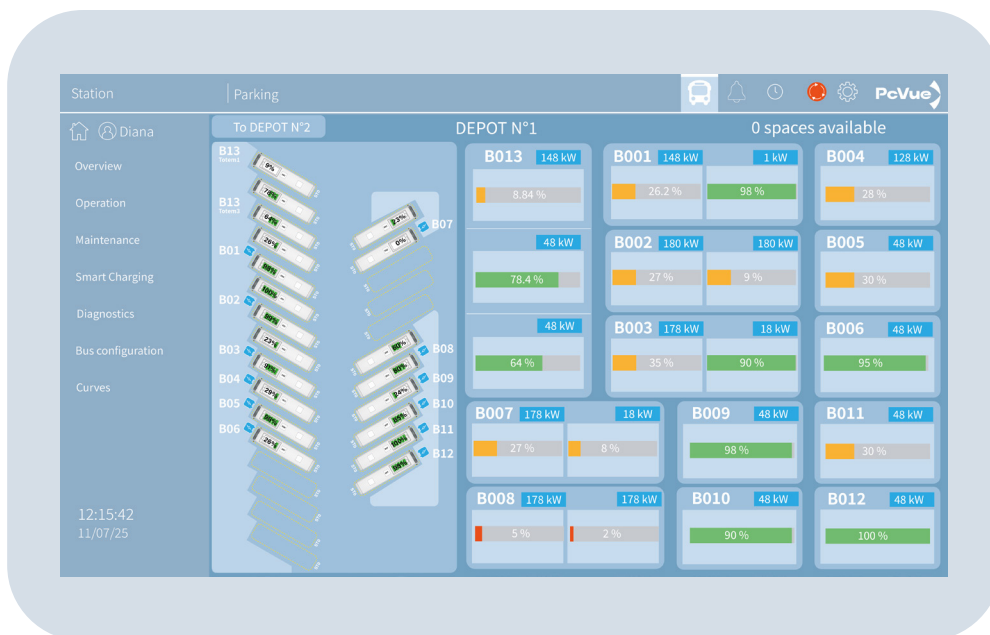
Deploying a scalable, intelligent charging system is a multi-step process that requires the right technologies, operational planning, and system integration. Among the most effective tools enabling this transition is **PcVue**, a platform widely used in energy, transportation, and smart city projects. PcVue's open architecture, modular design, and focus on interoperability make it particularly well-suited for managing complex electric mobility ecosystems, such as those involving electric bus fleets.

This section explores how PcVue has been successfully implemented in real-world contexts to optimize electric bus operations, through its core set of CSMS and SCADA features.

PcVue: A STRATEGIC TOOL FOR ELECTRIC BUS OPERATIONS

PcVue acts as a centralized intelligence platform that connects, supervises, and controls all components of a charging ecosystem:

- ✔ **Real-Time Monitoring:** Track charger status, power flow, battery conditions, and network capacity in one unified interface.
- ✔ **Alarm & Event Management:** Automatically detect faults, overloads, or anomalies and trigger alerts or corrective actions.
- ✔ **Integration with Energy and Fleet Management:** PcVue supports protocols such as OCPP, IEC 61850, and Modbus, enabling seamless communication between charging stations, grid interfaces, and fleet scheduling tools.
- ✔ **Cybersecurity-Ready Architecture:** PcVue is designed to meet ISO/IEC 62443 standards such as OCPP, IEC 61850, VDV261 and Modbus, ensuring resilient and secure operations.



CASE STUDY

ELECTRIC BUS DEPOT SUPERVISION NORTH-WEST REGION, FRANCE

CONTEXT

As part of broader energy transition goals and efforts to decarbonize transportation, the electrification of bus depots has become a strategic priority for public authorities and mobility operators. This shift aims to balance environmental performance, energy cost control, and the uninterrupted delivery of public transport services.

Achieving this requires the implementation of optimized vehicle charging strategies that take advantage of off-peak (HC) and peak (HP) electricity pricing, along with smart charging systems. These technologies enable dynamic power allocation without exceeding subscribed power limits, ensuring full vehicle availability while

maintaining operational reliability and minimizing energy expenses.

- ✔ Electrification of a bus depot as part of energy transition goals
- ✔ Optimize vehicle charging while respecting off-peak (HC) and peak (HP) time slots
- ✔ Ensure 100% vehicle availability for public service
- ✔ Implement smart charging to dynamically allocate power without exceeding subscribed limits
- ✔ Reduce energy costs while maintaining operational reliability

SOLUTION WITH PcVue

- ✔ **Real-time supervision:** Visualization of charger status, vehicle presence, and charge progress
- ✔ **Smart charging:** Dynamic power allocation based on real-time site capacity
- ✔ **Automatic alerts:** Fault detection and early anomaly warnings
- ✔ **Custom dashboards:** Tailored views for operators and maintenance staff
- ✔ **Data historization:** Storage of charging and system data for analysis and traceability
- ✔ **Personalized reporting:** Configurable reports aligned with operator KPIs

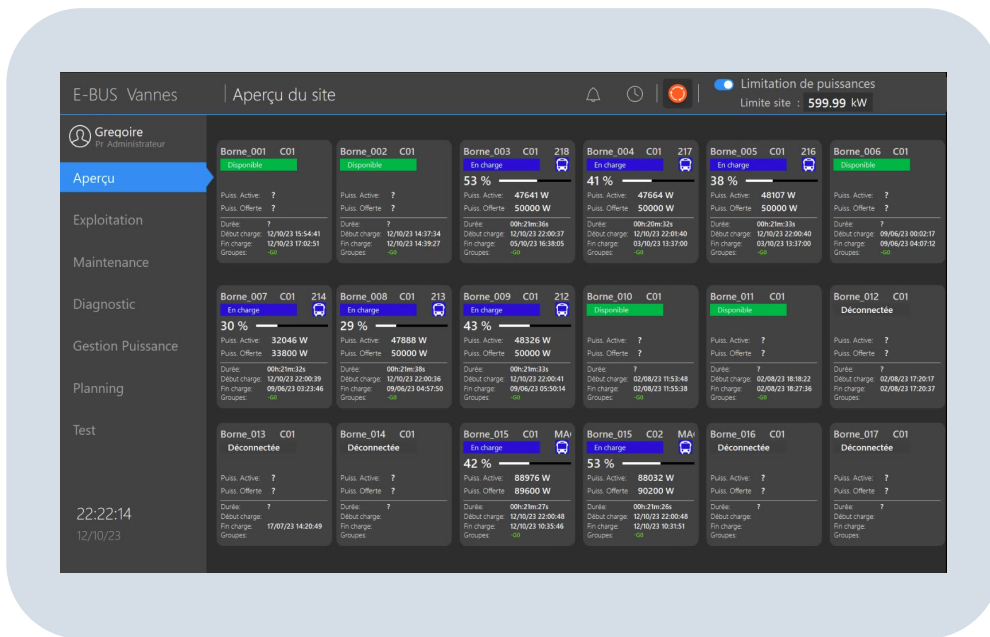
Average Depot Power: 600 KVA

LESSONS LEARNED

- ✔ **Start with a modular solution:** PcVue's flexible architecture allows for progressive scaling and adaptation to future needs.
- ✔ **Balance loads intelligently:** Smart charging ensures optimal energy usage without overloading the grid.
- ✔ **Empower operators with real-time tools:** Dashboards and alerts enable proactive management and faster issue resolution.
- ✔ **Build for future growth:** Planning underway for the electrification of a second depot by Q4 2025, doubling the charging capacity.

RESULTS

- ✔ **PcVue Supervisor Availability: 100%**
- ✔ **Bus Availability for Service: 100%**
- ✔ **Off-Peak Charging Rate: 100%**
- ✔ **Number of Chargers: 17**
- ✔ **Average Depot Power: 600 KVA**



CASE STUDY

JENA, GERMANY

CONTEXT

Jena’s public transport operator electrified a bus depot as part of its energy transition strategy. The project focused on optimizing vehicle charging while respecting off-peak (HC) and peak (HP) electricity periods, all while ensuring 100% vehicle availability for public service.

SOLUTION WITH PcVue

PcVue was implemented to supervise and manage the electric bus depot’s charging infrastructure. Key features included:

- ✔ Real-time monitoring of charging stations, vehicle presence, and charging status
- ✔ Smart charging with dynamic power allocation that respects subscribed power limits
- ✔ Automated alerts for anomalies or deviations
- ✔ Customizable dashboards for operators
- ✔ Data historization for analysis and traceability.

RESULTS

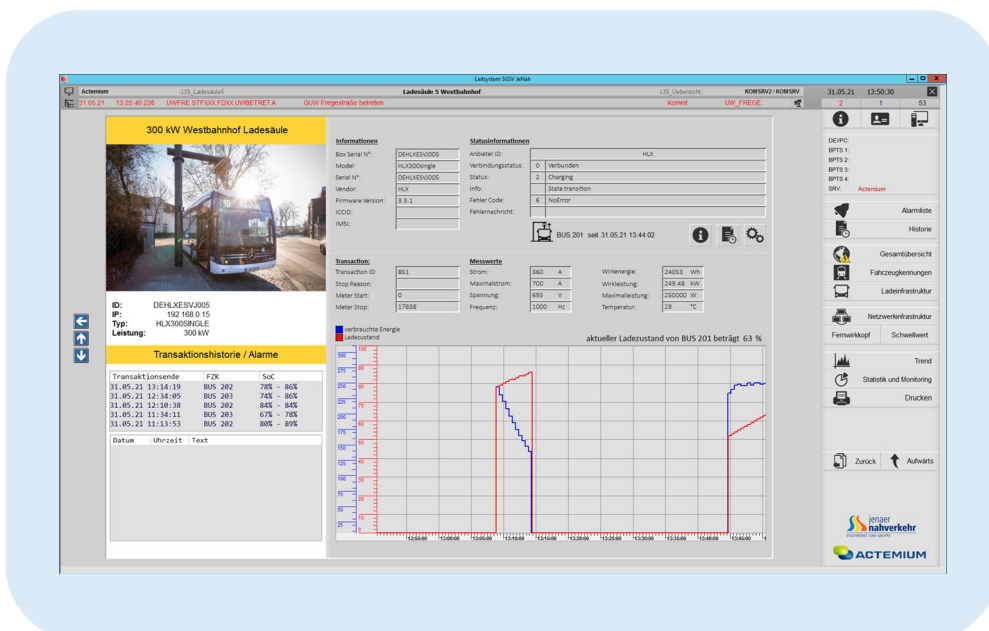
- ✔ 100% availability of the supervision platform and bus fleet

- ✔ 100% of charging completed during off-peak hours
- ✔ Avoided power overrun through dynamic load management
- ✔ Reduced energy costs while maintaining operational reliability
- ✔ Enhanced operational efficiency with real-time supervision and alerts

LESSONS LEARNED

- ✔ Employ intelligent supervision systems to guarantee reliable service and cost efficiency
- ✔ Use smart charging to maximize off-peak energy use and reduce costs without compromising fleet availability
- ✔ Integrate renewable energy sources, such as photovoltaic canopies, to complement the grid supply
- ✔ Leverage AI for optimizing CAPEX and OPEX

Ensure system scalability and adaptability for future fleet expansion



LESSONS LEARNED AND BEST PRACTICES

From these implementations, several key best practices emerge:

- ✔ **Start with a scalable platform:** Deploy a system like PcVue that can grow with the fleet and adapt to evolving technology.
- ✔ **Prioritize interoperability:** Use open protocols and standards to future-proof the system and enable integration with third-party tools.
- ✔ **Invest in real-time analytics:** Combine CSMS and SCADA with smart algorithms to make data-driven decisions and adapt dynamically to changing conditions.
- ✔ **Train staff for digital supervision:** Ensure depot and operations staff are trained to interpret dashboards and respond to alerts efficiently.





ARC Informatique

✉ arcnews@arcinfo.com

🌐 www.pcvue.com



ARC Informatique is ISO 9001,
ISO 14001 and 27001 certified